

SS5000 Series

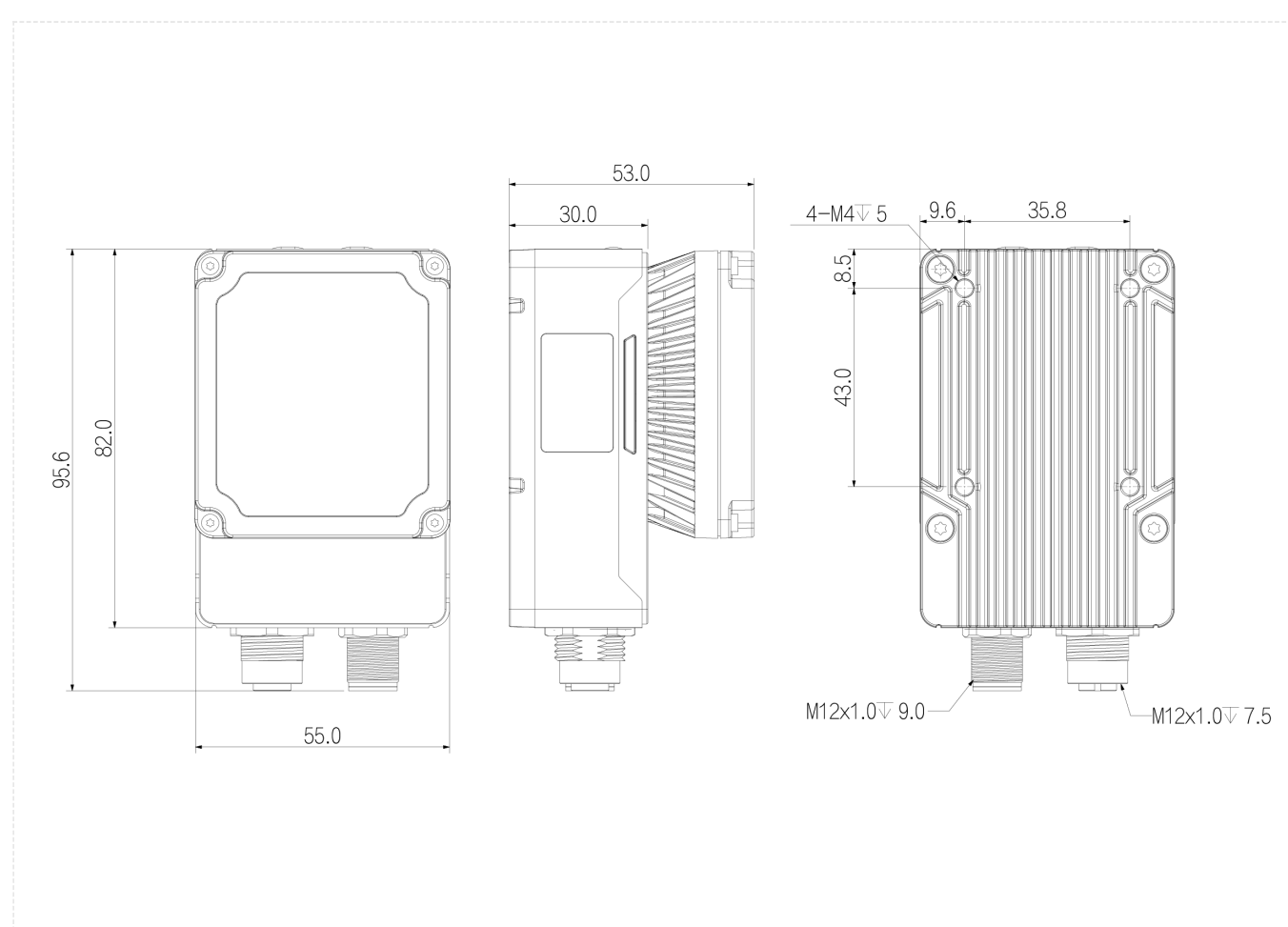
SS5050MG-25M-WGG01E



Features

- Built-in ultra-high-performance AI processing chip, taking into account ease of use and flexibility while further improving processing efficiency;
- Integrated design, full range of built-in motorized lenses, one-click focusing is easy and convenient;
- Integrated high-power light source module, supports red/white/blue/infrared options, adapting to various near/medium/far detection scenarios;
- Cross-platform Web access, guided configuration process, easy and convenient for users;
- GigE interface, providing 1Gbps bandwidth;
- Rich IO interfaces, Ethernet, RS236, GPIO interfaces, supporting multiple communication protocols;
- Built-in rich algorithm tools, can achieve object positioning, feature recognition, defect inspection and classification based on deep learning, and more;

Dimensions (mm)
















Specification

Model		SS5050MG-25M-WGG01E
Basic	Resolution	2368×1792
	Max. Frame rate	45fps
	Shutter Mode	Global
	Mono/Color	Mono
	Lens Mount	M12, auto focus
	Trigger Mode	Internal Trigger/External Trigger/Ethernet/Serial/Industrial Ethernet.
	Software	EasyVS, Web
	Certifications	CE, UKCA, KC
	Function	Location Tools: PatternMatch AI Tools: AI classification Exist Tools: FindLine; FindCircle; BlobExist Count Tools: BlobCount Measure Tools: Grayscale area; Contrast; Brightness; EdgeWidthTool Detection Tools: ContourCompare Recognition Tools: DataCode; BarCode; OCR Logic Tools: LogicCheck; ConditionCheck; Mathematical; StringComparison
	Focal Length	25mm
	Light Source Type	White, 2-channel polarized and 2-channel transparent light
	Focus Control	Auto focus
Performance	Working Distance	250-1500mm
Port	Connector	2 industrial M12 connectors, Ethernet and GPIO
	Network Port	1000M Ethernet
	GPIO Interface	RS232, 2 Opto-isolated inputs, 3 Opto-isolated outputs
	Communication Mode	RS232, Ethernet
	Communication protocol	TCP Client, TCP Server, UDP, FTP, RS232, Profinet; Modbus TCP; EtherNet/IP
	LED Indicator	Power, Ethernet, Status, Result
Power	Power Supply	Support 9~26VDC, 2A input
	Power Consumption	<18W
Structure	Product Dimensions	82mm×55mm×50.7mm (excluding connectors)
	Net Weight	<350 g
	Protection	IP65
	Casing Material	Aluminum alloy (excluding front cover)
Environment	Operating Temperature	-20℃ ~ +50℃
	Operating Humidity	20% ~ 95%, non-condensing
	Storage Temperature	-30℃ ~ +70℃

Connector Pin-out

12 pin-out on camera:

Pin	Signal	Description	Cable Color	
1	OPT_OUT2	Opto-isolated output2		Brown white
2	RS232_TXD	RS232 serial send		Grey
3	RS232_RXD	RS232 serial receive		Purple
4	SIGNAL_GND	RS232 serial GND		Black white
5	OPT_IN1	Opto-isolated input1		Yellow
6	OPT_IN_GND	Opto-isolated input GND		Purple white
7	POWER	Power		Red
8	POWER_GND	Power GND		Black
9	OPT_OUT_GND	Opto-isolated output GND		Green
10	OPT_IN0	Opto-isolated input0		Orange
11	OPT_OUT0	Opto-isolated output0		Blue
12	OPT_OUT1	Opto-isolated output1		Brown
-	-	Shield GND		White

12-pin assignment on camera

